









Rammer® 1533E

EXCELLENCE LINE
MEDIUM RANGE HAMMER



APPLICATIONS

 Excavation	 Building Construction	 Demolition	 Recycling
 Special	 Crushing & Screening	 Loading	

MAIN FEATURES AND BENEFITS

OPTIMUM PRODUCTIVITY WITH EVERY BLOW

Harness the power of data to maximize the hammer's uptime and performance.

SUCCESS THROUGH WHOLE LIFECYCLE

Strong Rammer network support and 10 years spare parts availability guaranteed.

BEST POWER-WEIGHT RATIO IN THE MARKET

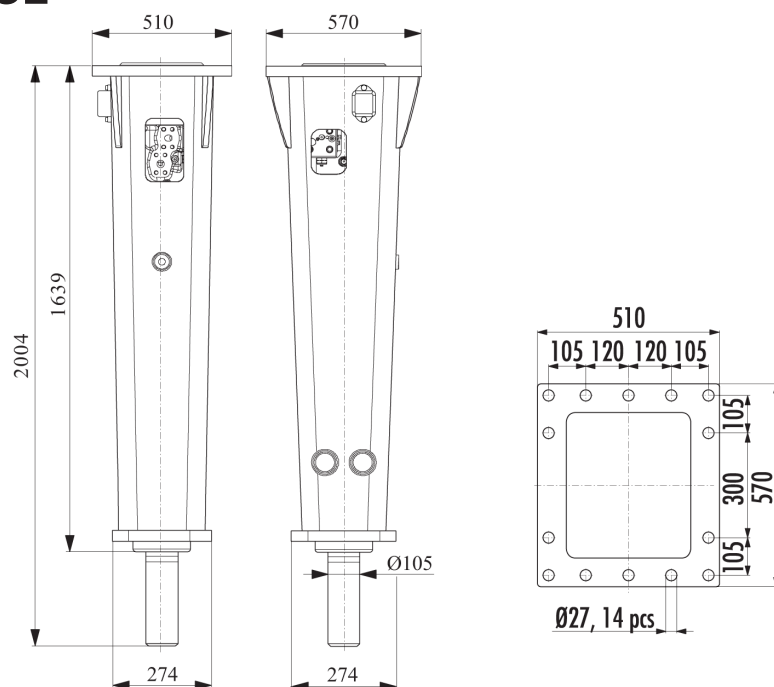
Reduced fuel usage for optimum productivity and more savings in money.

DURABLE LIKE NO OTHER

Extreme durability for any application to ensure longest life span.



Rammer® 1533E



Specifications

Minimum working weight, kg (lb)	870-900 (1920-1980)
Impact rate, bpm	550-950
Operating pressure, bar (psi)	140-160 (2030-2320)
Pressure relief, min bar (psi)	220 (3190)
Pressure relief, max bar (psi)	240 (3480)
Oil flow range l/min (gal/min)	80-140 (21.1-37.0)
Back pressure, max bar (psi)	10 (145)
Input power, kW (hp)	37 (50)
Tool diameter, mm (in)	105 (4.13)
Carrier weight, allowed range t (lb)	10-19 (22000-41900)
Noise level, measured sound power level, LWA, dB	120
Noise level, guaranteed sound power level, LWA, dB	124

Specifications are subject to change without notice



Developed and tested in the harshest of conditions, the foundations of Rammer products are quality, operational reliability and maximized productivity. Long working life and durability ensure our attachments can be used efficiently and economically no matter the challenge at hand, making Rammer a sustainable choice.

Sandvik Mining and Construction Oy

www.rammer.com

**Ram
mer®**